
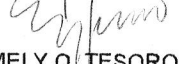


Particulars	UACS CODE	Appropriation			Allotments			Current Year Obligations					Current Year Disbursements				Balances						
		Authorized Appropriation	Adjustments (Transfer To/From, Realignment)	Adjusted Appropriations	Allotments Received	Adjustments (Withdrawal, Reassignment)	Transfer To	Transfer From	Adjusted Total Allotments	1st Quarter Ending March 31	2nd Quarter Ending June 30	3rd Quarter Ending Sept. 30	4th Quarter Ending Dec. 31	Total	1st Quarter Ending March 31	2nd Quarter Ending June 30	3rd Quarter Ending Sept. 30	4th Quarter Ending Dec. 31	Total	Unreleased Appropriations	Unobligated Allotment	Unpaid Obligations (15-20) = (23+24)	Not Yet Due and Demandable
1	2	3	4	5	6	7	8	9	10=(8+17)+9	11	12	13	14	15=(11+12+13+14)	16	17	18	19	20=(16+17+18+19)	21=(5-10)	22=(16-15)	23	24
TECHNICAL EDUCATION AND SKILLS DEVELOPMENT REGULATORY PROGRAM	31020000000000	3,630,000.00		3,630,000.00	1,630,000.00				3,630,000.00	943,776.96				943,776.96	943,776.96				943,776.96		2,686,223.04		
Development, Implementation, Monitoring and Evaluation of Quality Assurance for Technical Education and Skills Development Provision	310200100001000	387,000.00		387,000.00	387,000.00				387,000.00	125,738.40				125,738.40	125,738.40				125,738.40		261,261.60		
PS		387,000.00		387,000.00	387,000.00				387,000.00	125,738.40				125,738.40	125,738.40				125,738.40		261,261.60		
Development, Implementation, Monitoring, and Evaluation of Assessment and Certification Systems	310200100002000	1,770,000.00		1,770,000.00	1,770,000.00				1,770,000.00	425,552.88				425,552.88	425,552.88				425,552.88		1,344,447.12		
PS		1,770,000.00		1,770,000.00	1,770,000.00				1,770,000.00	425,552.88				425,552.88	425,552.88				425,552.88		1,344,447.12		
Competency Standards Development	310200100003000	1,473,000.00		1,473,000.00	1,473,000.00				1,473,000.00	392,485.68				392,485.68	392,485.68				392,485.68		1,080,514.32		
PS		1,473,000.00		1,473,000.00	1,473,000.00				1,473,000.00	392,485.68				392,485.68	392,485.68				392,485.68		1,080,514.32		
TECHNICAL EDUCATION AND SKILLS DEVELOPMENT PROGRAM	310300000000000	4,636,000.00		4,636,000.00	4,636,000.00				4,636,000.00	1,050,416.64				1,050,416.64	1,050,416.64				1,050,416.64		3,585,583.36		
Promotion, Development and Implementation of Quality Technical Education and Skills Development Programs	310300100001000	4,636,000.00		4,636,000.00	4,636,000.00				4,636,000.00	1,050,416.64				1,050,416.64	1,050,416.64				1,050,416.64		3,585,583.36		
PS		4,636,000.00		4,636,000.00	4,636,000.00				4,636,000.00	1,050,416.64				1,050,416.64	1,050,416.64				1,050,416.64		3,585,583.36		
GRAND TOTAL		4,788,884,000.00	(2,056,080,751.05)	2,732,803,248.95	4,123,263,000.00		(2,056,080,751.05)		2,067,182,248.95	192,562,884.27				192,562,884.27	111,077,092.06				111,077,092.06	665,621,000.00	1,874,595,364.68		81,505,752.21
PS		312,089,000.00		312,089,000.00	185,558,000.00				185,558,000.00	54,318,017.18				54,318,017.18	47,366,043.15				47,366,043.15	126,531,000.00	1,312,339,982.82		6,951,974.03
MOOE		4,334,976,000.00	(2,056,080,751.05)	2,278,895,248.95	3,937,705,000.00		(2,056,080,751.05)		1,739,805,248.95	131,168,657.29				131,168,657.29	63,711,048.91				63,711,048.91	539,090,000.00	1,608,636,591.66		67,457,608.36
FinEX																							
CD		141,819,000.00		141,819,000.00	141,819,000.00				141,819,000.00	7,096,209.80				7,096,209.80							134,722,790.20		7,096,209.80


Certified Correct:


WILMA F. ROQUE
 Budget Officer
 Date:


Certified Correct:


EMELY Q. TESORO
 Chief Accountant
 Date:

Recommended By:


MA. MAGDALENA P. BUTAD
 Director, FMS
 Date:

Approved By:


PILAR G. DE LEON
 Director IV-AS
 Chief of Services for Administration
 Date: